

Case History: Quechan Tribe Community Center, Yuma, Arizona
Complete seating remanufacturing including code updates and motorizing:
2 banks of Medart Bleachers converted to Evergreen™ Bleacher System
Plane, edge, sand and seal wood seats and risers on-site



Original Medart bleachers were unanchored from the wall and moved forward, allowing room to repair the floor and wall behind bleachers. These bleachers had a lot of damaged wood, so top row seats and risers were replaced with new lumber.



“Open deck” feature of original bleachers can be seen here. Because of the potential safety hazard, open deck seating will not meet most current code requirements.



The understructure was thoroughly cleaned and repaired.




Owner refinished walls above and below colored stripe on wall. The stripe represents an Indian basket design.



Operator and machine cleaning floor while bleachers are pulled away from the wall



Bleachers on both sides of the Community Center were unanchored from the wall and moved to make room for cleaning and refinishing.



At left: Open deck of original bleachers. At right: new heel-board and partial footboard (seen here with a primer coat of white) now make this a closed deck. Bleachers are safer, because a child's foot cannot pass through the opening.



Seats and risers being removed for refinishing.



All removed lumber was taken outside for refinishing.



Boards were planed, edged and sanded outside, to minimize the mess.



Here a board takes a ride through the planer.




After refinishing, boards are reinstalled.




Photo shows employee refinishing seats with three coats of approved sealer.



Seats are topped off with a high build clear coat sealer.



Heavy-duty motorized drive for "one touch" push button operation.



ADA wheelchair cut-out and safety railing is incorporated into the end of the telescopic bleachers.



View showing intermediate aisles, P-rails, and self-storing safety rails on the end.

